

**ANJANI PORTLAND CEMENT LIMITED**

Regd Office :306-A, The Capital, 3rd Floor, Plot no C.70, G Block, BandraKurla Complex, Bandra East, Mumbai 400051 Tel no: +91-22-40239909  
CIN:L26942MH1983PLC265166 Website Address :www.anjanacement.com

**AUDITED STANDALONE FINANCIAL RESULTS FOR THE QUARTER AND YEAR ENDED MARCH 31, 2016**

(Rs in Lakhs except per share data)


Sl.No.	SL.No	Particulars	Three Months Ended			Year to date	Previous Year
			31.03.2016	31.12.2015	31.03.2015	Figures	Ended
			Audited	Unaudited	Audited	31.03.2016	31.03.2015
1		<b>Income from Operations</b>					
	a.	Net Sales/Income from Operations	7,312.49	6,546.98	8,197.89	30,545.59	25,859.40
	b.	Other Operating Income	1.47	1.13	34.70	4.65	107.28
		<b>Total income from Operations (net)</b>	<b>7,313.96</b>	<b>6,548.11</b>	<b>8,232.59</b>	<b>30,550.24</b>	<b>25,966.68</b>
2		<b>Expenses</b>					
	a.	Cost of Materials consumed	660.79	646.40	763.67	2,904.35	2,499.78
	b.	Purchase of Stock -In-trade	-	-	-	-	-
	c.	Changes in Inventories of Finished Goods, work -in-progress and stock-in -trade	273.78	99.90	63.66	716.74	525.72
	d.	Employee Benefits Expense	400.03	469.72	377.64	1,749.87	1,501.77
	e.	Depreciation and amortisation expense	467.48	419.95	256.20	2,308.08	1,059.37
	f.	Power and Fuel	1,803.29	1,643.96	2,095.32	7,680.14	8,080.54
	g.	Freight and Forwarding Charges	423.32	494.62	978.43	2,084.24	2,743.24
	h.	Other Expenses	2,079.01	1,475.91	1,766.24	7,318.87	5,492.72
		<b>Total Expenses</b>	<b>6,107.70</b>	<b>5,250.46</b>	<b>6,301.16</b>	<b>24,762.29</b>	<b>21,903.14</b>
3		Profit / (Loss) from Operations before Other income, Finance Cost and Exceptional Items (1-2)	1,206.26	1,297.65	1,931.43	5,787.95	4,063.54
4		Other Income	11.27	16.67	18.18	61.01	113.40
5		Profit / (Loss) from Ordinary Activities before Finance Cost and Exceptional Items (3+4)	1,217.53	1,314.32	1,949.61	5,848.96	4,176.94
6		Finance Cost	322.13	364.21	673.05	1,580.33	2,779.87
7		Profit / (Loss) from Ordinary Activities After Finance Cost but before Exceptional Items (5-6)	895.40	950.11	1,276.56	4,268.63	1,397.07
8		Exceptional items	-	-	-	-	-
9		<b>Profit/(Loss) from Ordinary Activities before tax (7+8)</b>	<b>895.40</b>	<b>950.11</b>	<b>1,276.56</b>	<b>4,268.63</b>	<b>1,397.07</b>
10		<b>Tax Expenses</b>					
		Current tax	191.11	202.77	-	911.02	36.04
		MAT Credit Entitlement	300.55	(202.77)	-	(419.36)	(36.04)
		Deferred tax	492.26	608.15	(306.82)	1,895.37	(274.19)
		Tax for the earlier years	7.47	-	-	4.57	-
		Total Tax Expenses	991.39	608.15	(306.82)	2,391.60	(274.19)
11		<b>Net Profit/(Loss) from Ordinary Activities (9-10)</b>	<b>(95.99)</b>	<b>341.96</b>	<b>1,583.38</b>	<b>1,877.03</b>	<b>1,671.26</b>
12		Extraordinary items (net of tax expense)	-	-	-	-	-
13		<b>Net Profit / (Loss) for the period (11-12)</b>	<b>(95.99)</b>	<b>341.96</b>	<b>1,583.38</b>	<b>1,877.03</b>	<b>1,671.26</b>
14		Paid-up equity share capital (Face Value of Rs. 10/- each)	1,838.96	1,838.96	1,838.96	1,838.96	1,838.96
15		Reserves excluding Revaluation Reserves				7,784.20	5,907.17
16		Earnings Per Share (EPS) (Basic & Diluted)					
	a.	Before Extraordinary Items (Not annualised)	(0.52)	1.86	8.61	10.21	9.09
	b.	After Extraordinary Items (Not annualised)	(0.52)	1.86	8.61	10.21	9.09
17		Debt Equity Ratio	1.27	1.37	2.47	1.27	2.47
18		Debt Service Coverage Ratio	0.83	0.41	1.11	0.68	0.33
19		Interest Service Coverage Ratio	3.78	3.61	2.90	3.70	1.50

**Notes :**

- The Company operates in a single reportable business segment.
- The results of the quarter and year ended March 31, 2016 has been reviewed by the Audit Committee and approved by the Board at its meeting held on May 27, 2016
- The figures for the last quarter are the balancing figures between the audited figures in respect of full financial year and published year to date figures upto third quarter of the financial year which were subject to limited review.
- Deferred tax expense during the current financial year (Rs.1895.37 lakhs) includes Rs. 1476.52 lakhs arising from set-off of brought forward losses of earlier years against current year's profits for computation of tax.
- The figures of previous periods have been regrouped wherever necessary.

For and on behalf of the Board


Place : Chennai  
Date : May 27, 2016

  
**A. Subramanian**  
 Managing Director

<b>ANJANI PORTLAND CEMENT LIMITED</b>		
<b>STATEMENT OF ASSETS AND LIABILITIES</b>		
Regd Office :306-A,The Capital, 3rd Floor, Plot no C.70, G Block, BandraKurla Complex,Bandra East, Mumbai 400051 Tel no: +91-22-40239909		
CIN:L26942MH1983PLC265166		Website Address :www.anjaniment.com
(Rs in Lakhs)		
<b>Particulars</b>	<b>31st March 2016</b>	<b>31st March 2015</b>
<b>I.EQUITY AND LIABILITIES</b>		
<b>(1) Shareholders' Funds</b>		
(a) Share Capital	1,838.96	1,838.96
(b) Reserves and Surplus	7,784.20	5,907.17
<b>(2) Non-Current Liabilities</b>		
(a) Long-Term Borrowings	8,516.65	16,589.21
(b) Deferred Tax Liabilities (Net)	2,076.63	181.28
(c) Other Long Term Liabilities	1,094.30	946.84
(d) Long Term Provisions	288.04	218.30
<b>(3) Current Liabilities</b>		
(a) Short-Term Borrowings	2,467.96	1,573.40
(b) Trade Payables	698.06	700.21
(c) Other Current Liabilities	4,191.49	3,305.07
(d) Short-Term Provisions	76.58	137.52
<b>Total</b>	<b>29,032.87</b>	<b>31,397.96</b>
<b>II. ASSETS</b>		
<b>(1) Non-Current Assets</b>		
<b>(a) Fixed Assets</b>		
(i) Tangible Assets	19,212.59	20,444.63
(ii) Intangible Assets	12.14	-
(iii) Capital Work-In-Progress	1,391.80	65.69
(b) Long Term Loans and Advances	1,930.89	554.12
<b>(2) Current Assets</b>		
(a) Current Investments	2.83	2.83
(b) Inventories	1,972.11	3,741.27
(c) Trade Receivables	1,215.66	1,531.67
(d) Cash and Cash Equivalents	411.21	309.48
(e) Short-Term Loans and Advances	2,883.64	4,748.27
<b>Total</b>	<b>29,032.87</b>	<b>31,397.96</b>

For and on behalf of the Board

Place : Chennai  
Date : May 27, 2016

  
A. Subramanian  
Managing Director





Auditor's Report on Quarterly Financial Results and Year to Date Results of Anjani Portland Cement Limited Pursuant to the Regulation 33 of the SEBI (Listing Obligations and Disclosure Requirements) Regulations, 2015.

The Board of Directors of Anjani Portland Cement Limited


We have audited the Quarterly financial results of Anjani Portland Cement Limited ('the Company') for the quarter ended 31<sup>st</sup> March, 2016 and the year to date financial results for the period from 1<sup>st</sup> April, 2015 to 31<sup>st</sup> March, 2016, attached herewith, being submitted by the Company pursuant to the requirement of Regulation 33 of the SEBI (Listing Obligations and Disclosure Requirements) Regulations, 2015. These quarterly financial results as well as year to date financial results have been prepared on the basis of the interim financial statements, which are the responsibility of the Company's management. Our responsibility is to express an opinion on these financial results based on our audit of such interim financial statements, which have been prepared in accordance with the recognition and measurement principles laid down in Accounting Standard for Interim Financial Reporting (AS) 25, prescribed under 133 of the Companies Act, 2013 read with relevant rules issued there under and other accounting principles generally accepted in India.

We conducted our audit in accordance with the auditing standards generally accepted in India. Those Standards require that we plan and perform the audit to obtain moderate assurance about whether the financial statements are free of material misstatement. An audit includes examining, on test basis, evidence supporting the amounts disclosed as financial results. An audit also includes assessing the accounting principles used and significant estimates made by the management. We believe that our audit provides a reasonable basis for our opinion.

In our opinion and to the best of our information and according to the explanations given to us, these quarterly and year to date financial results:

- (i) have been presented in accordance with the requirements of Regulation 33 of the SEBI (Listing Obligations and Disclosure Requirements) Regulations, 2015 in this regard; and
- (ii) give a true and fair view of the Net Profit and other financial information for the quarter ended 31<sup>st</sup> March, 2016 as well as the year to date results for the period from 1<sup>st</sup> April, 2015 to 31<sup>st</sup> March, 2016.

For Ramanatham & Rao  
FRN: 2934S  
Chartered Accountants

  
(C. Kameshwar Rao)  
ICAI Membership No. 24363  
Partner









Place: Chennai  
Date: May 27, 2016





**Anjani Portland Cement Ltd**  
(A Subsidiary of Chettinad Cement Corporation Limited)

**FORM A**

1	Name of the Company	ANJANI PORTLAND CEMENT LIMITED
2	Annual Financial Statements for the Year ended	March 31, 2016
3	Type of Audit observation	Un qualified
4	Frequency of observation	Not Applicable
5	To be signed by	Signatures
a.	A. Subramanian Managing Director	 
b.	M.L. Kumavat Chief Financial Officer	 
c.	Auditor of the Company	 
d.	V. Subramanian Audit Committee Chairman	 



**Corporate Office** : # 6-3-553, Flat Nos. E3 & E4,  
4th Floor, Quena Square, Off Taj Deccan Road,  
Erramanzil, Hyderabad - 500 082, Telangana.  
t : +91 40 2335 3096 / 3106, f : +91 40 2335 3093  
e : info@anjaniment.com

**Works** : Chintalapalem Village, Mellacheruvu Mandal,  
Nalgonda Dist. - 508 246, Telangana.  
t : +91 08683 230 158, 230 166, 230 168  
f : +91 08683 230 024  
[www.anjaniment.com](http://www.anjaniment.com)

**Regd. Office** : 306A, The Capital, 3rd Floor, Plot No. C-70, G-Block, Bandra Kurla Complex,  
Bandra (East), Mumbai - 400051, Maharashtra, India. t : +91 22 40239909